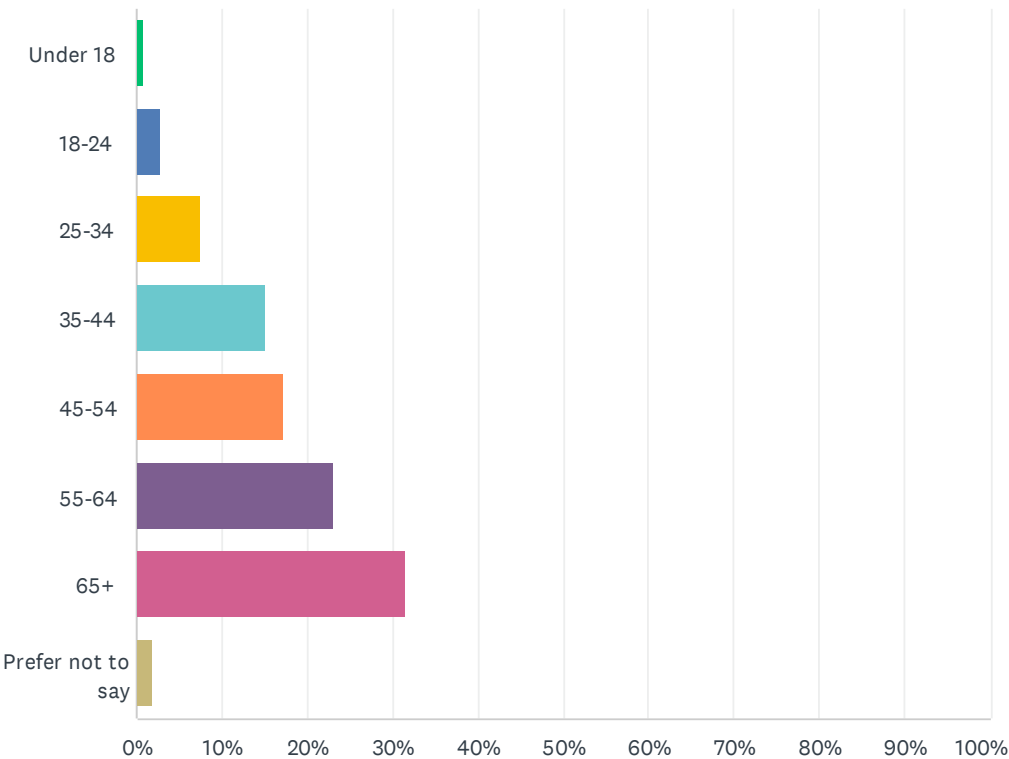


Q1 What age category are you in?

Answered: 2,212 Skipped: 0



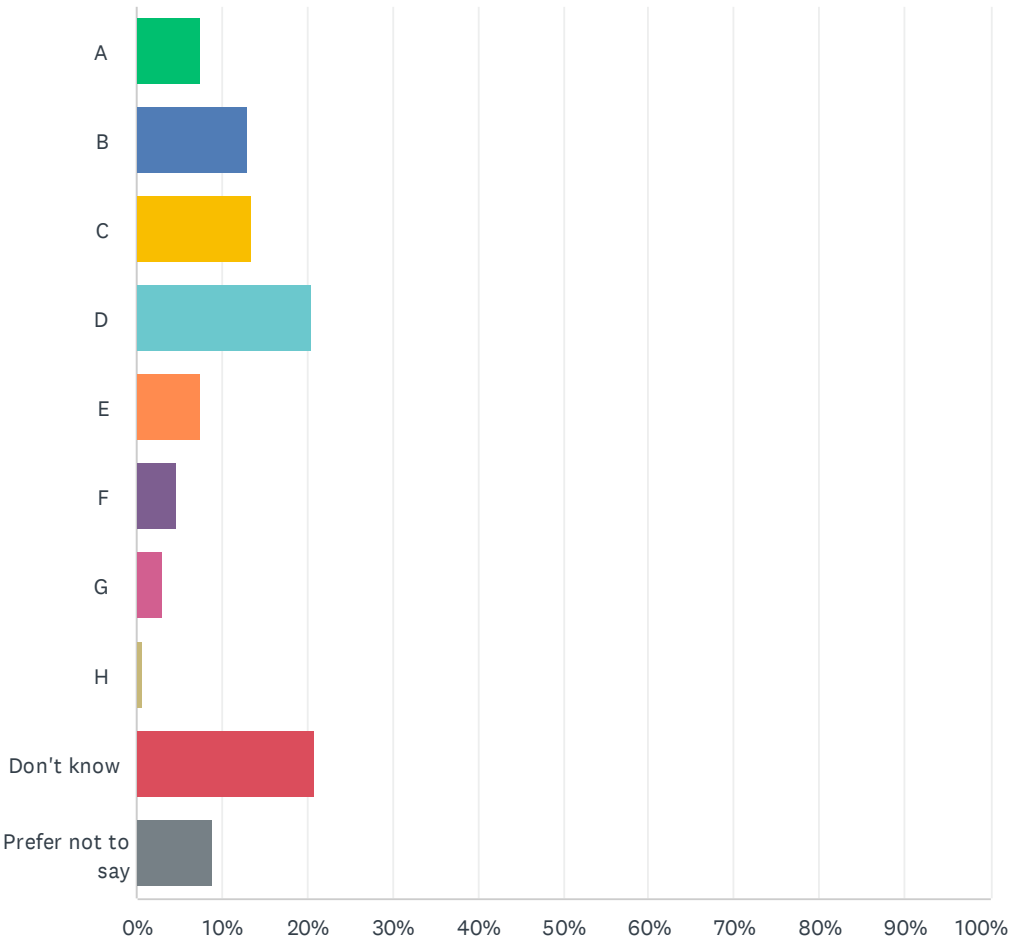
ANSWER CHOICES	RESPONSES	
Under 18	0.81%	18
18-24	2.85%	63
25-34	7.55%	167
35-44	15.10%	334
45-54	17.18%	380
55-64	23.06%	510
65+	31.56%	698
Prefer not to say	1.90%	42
TOTAL		2,212

Q2 What is the first half of your postcode? (EG12)

Answered: 2,145 Skipped: 67

Q3 What council tax band is your household?

Answered: 2,212 Skipped: 0

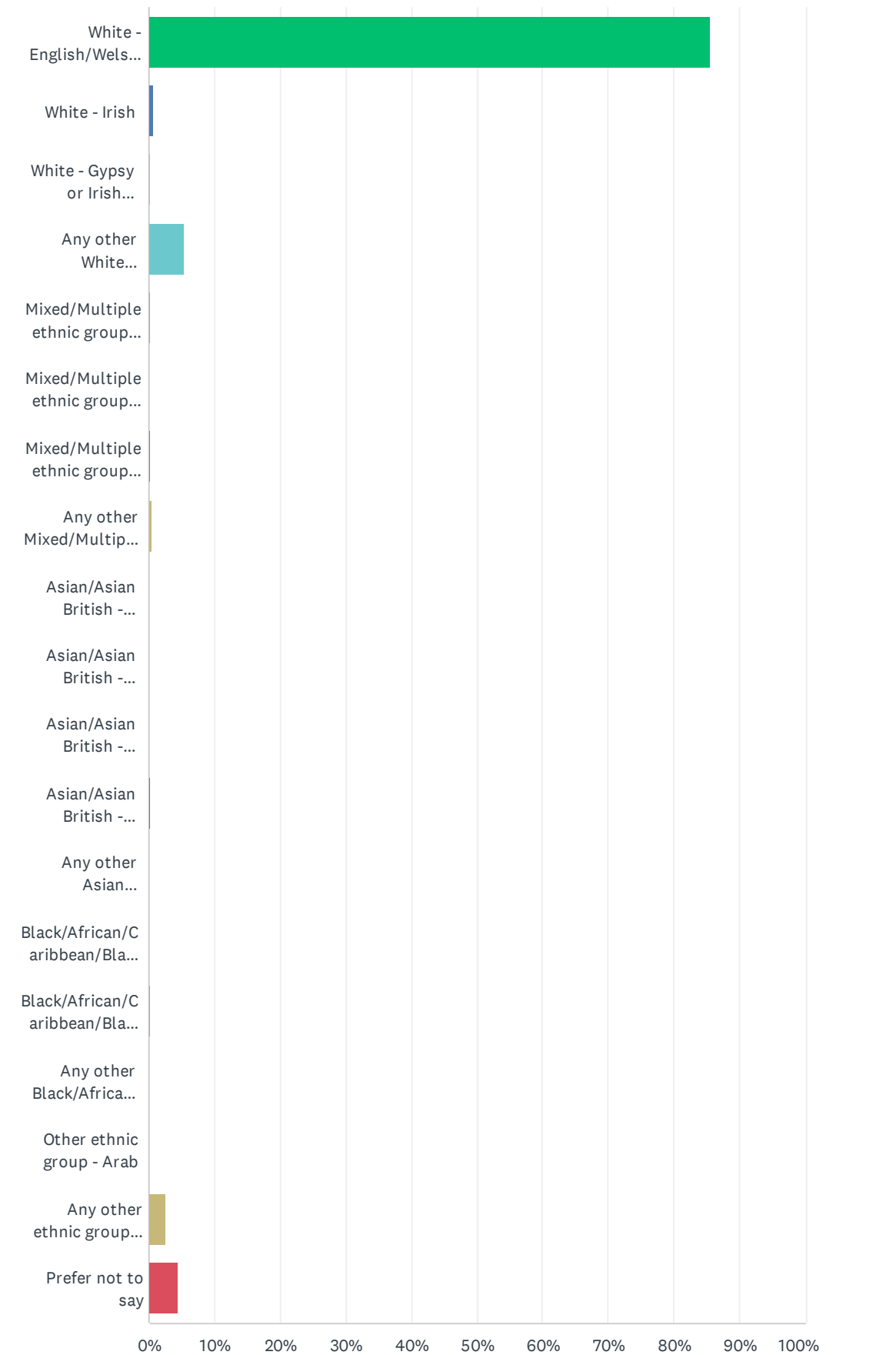


Help shape the 2021-25 Police and Crime Plan for Devon, Cornwall and the Isles of Scilly

ANSWER CHOICES	RESPONSES	
A	7.41%	164
B	13.11%	290
C	13.38%	296
D	20.57%	455
E	7.41%	164
F	4.70%	104
G	3.03%	67
H	0.54%	12
Don't know	20.98%	464
Prefer not to say	8.86%	196
TOTAL		2,212

Q4 What is your ethnic group? [Please select from the dropdown list below]

Answered: 2,212 Skipped: 0

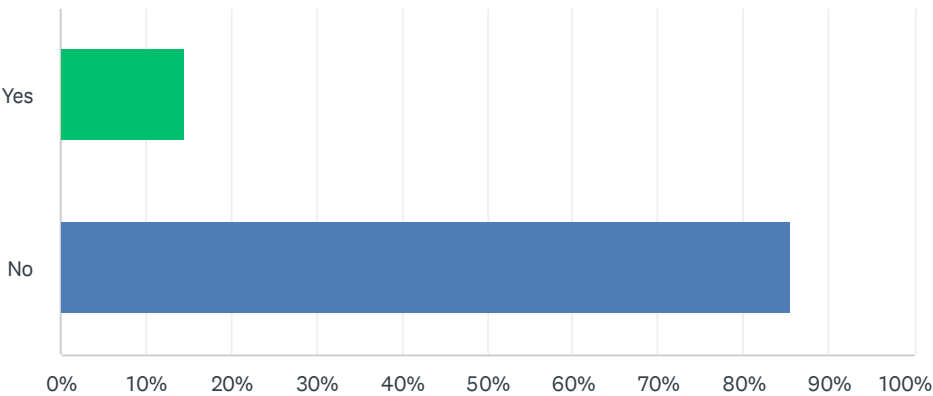


Help shape the 2021-25 Police and Crime Plan for Devon, Cornwall and the Isles of Scilly

ANSWER CHOICES	RESPONSES	
White - English/Welsh/Scottish/Northern Irish	85.40%	1,889
White - Irish	0.63%	14
White - Gypsy or Irish Traveller	0.27%	6
Any other White background - please specify below	5.24%	116
Mixed/Multiple ethnic groups - White and Black Caribbean	0.18%	4
Mixed/Multiple ethnic groups - White and Black African	0.05%	1
Mixed/Multiple ethnic groups - White and Asian	0.27%	6
Any other Mixed/Multiple ethnic background - please specify below	0.45%	10
Asian/Asian British - Indian	0.05%	1
Asian/Asian British - Pakistani	0.05%	1
Asian/Asian British - Bangladeshi	0.00%	0
Asian/Asian British - Chinese	0.18%	4
Any other Asian background - please specify below	0.00%	0
Black/African/Caribbean/Black British - African	0.09%	2
Black/African/Caribbean/Black British - Caribbean	0.14%	3
Any other Black/African/Caribbean background - please specify below	0.05%	1
Other ethnic group - Arab	0.00%	0
Any other ethnic group - please specify below	2.49%	55
Prefer not to say	4.48%	99
TOTAL		2,212

Q5 Have you been a victim of crime in the last 12 months?

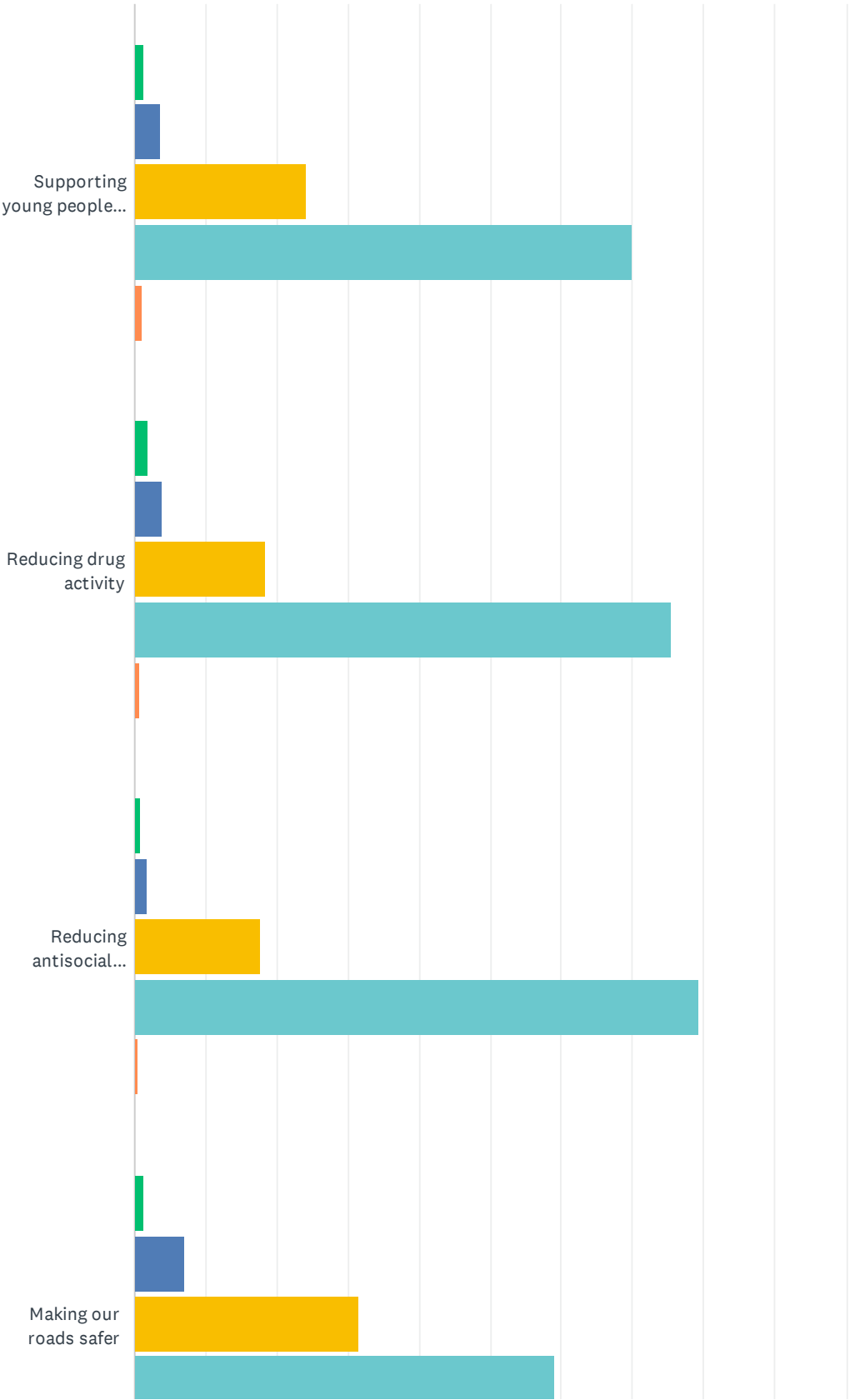
Answered: 1,006 Skipped: 1,206

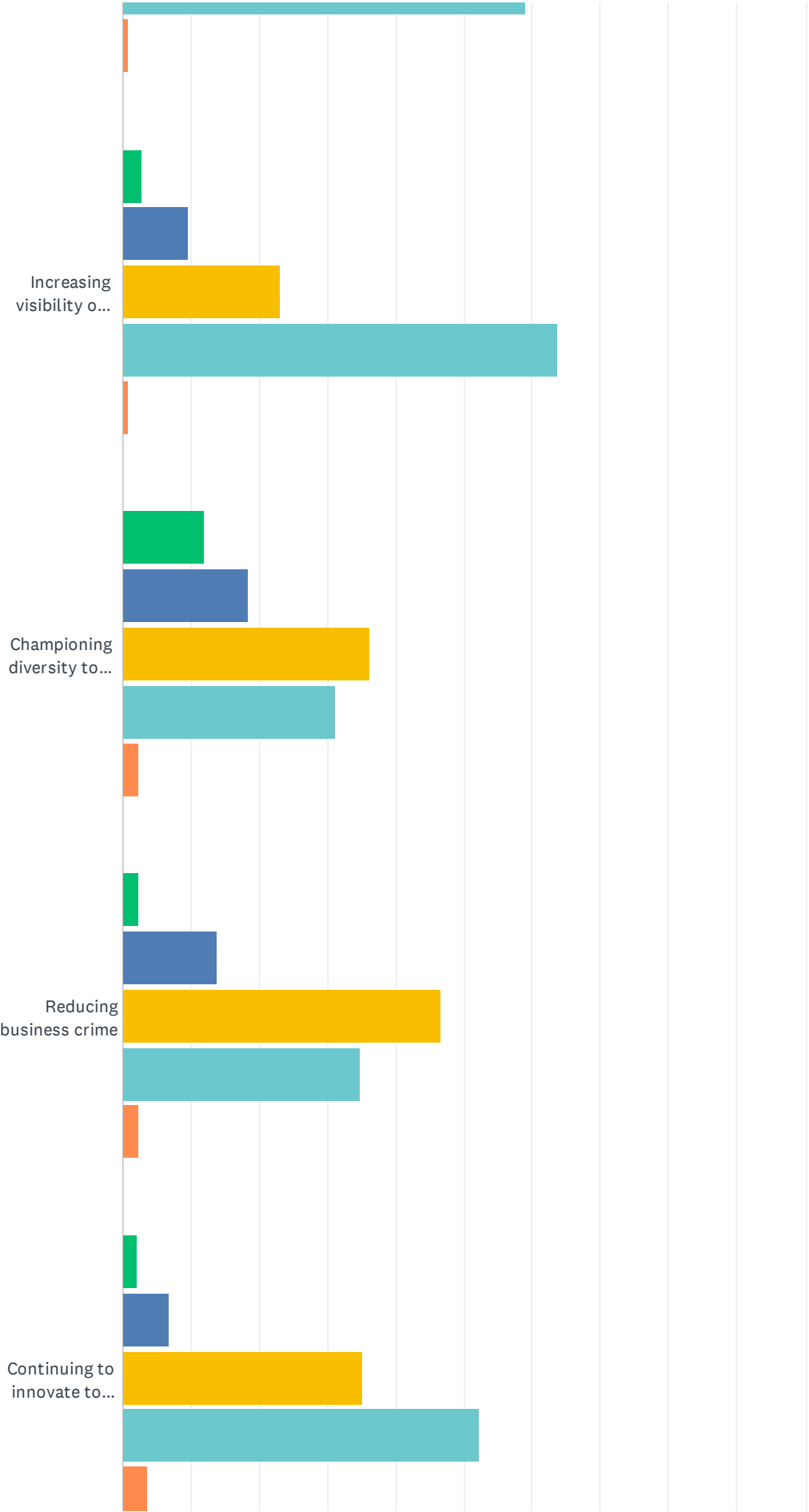


ANSWER CHOICES	RESPONSES	
Yes	14.41%	145
No	85.59%	861
TOTAL		1,006

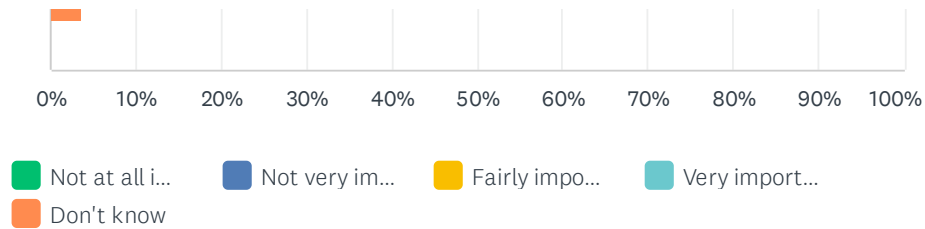
Q6 How important to you are the following approaches?

Answered: 2,138 Skipped: 74





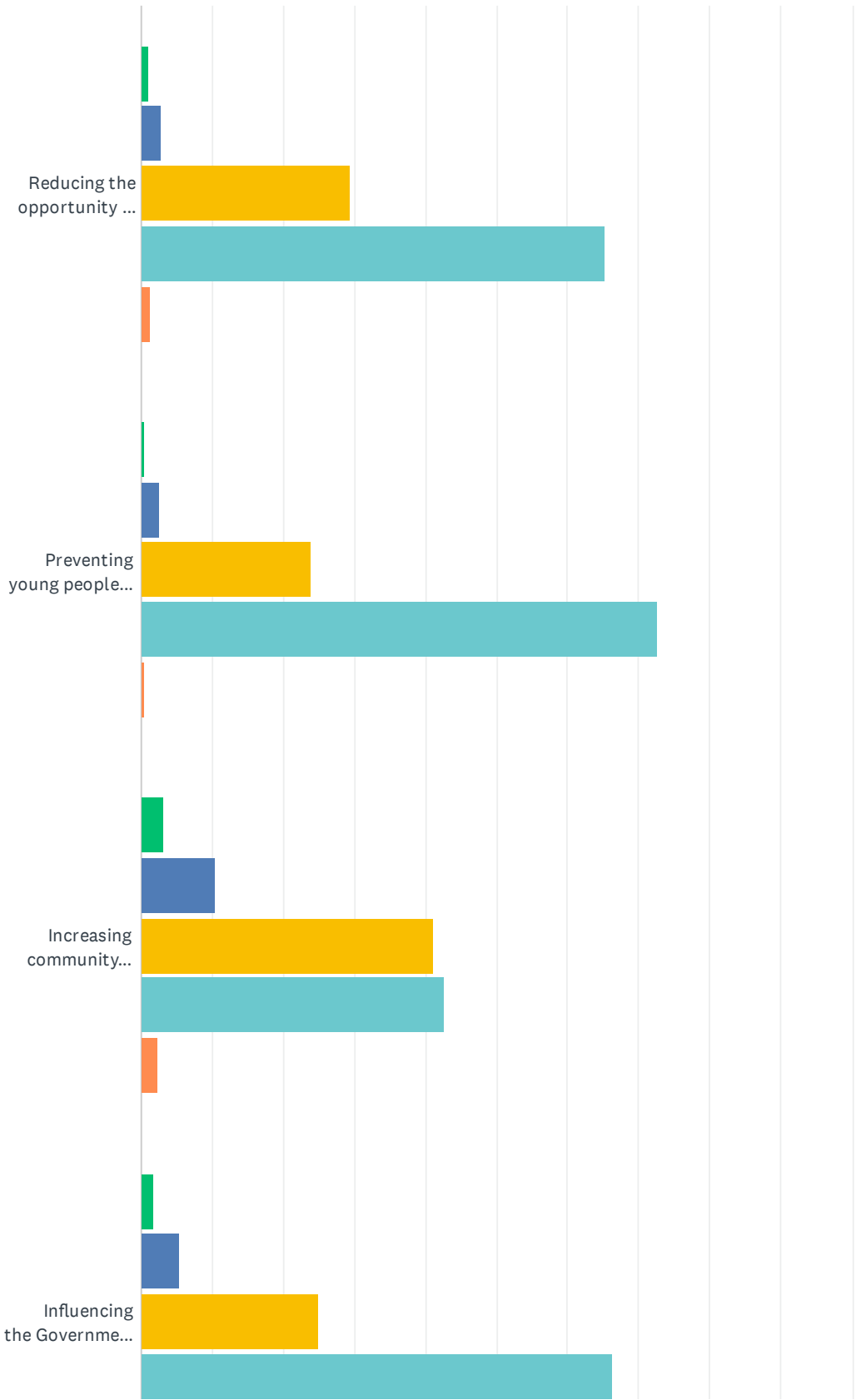
Help shape the 2021-25 Police and Crime Plan for Devon, Cornwall and the Isles of Scilly

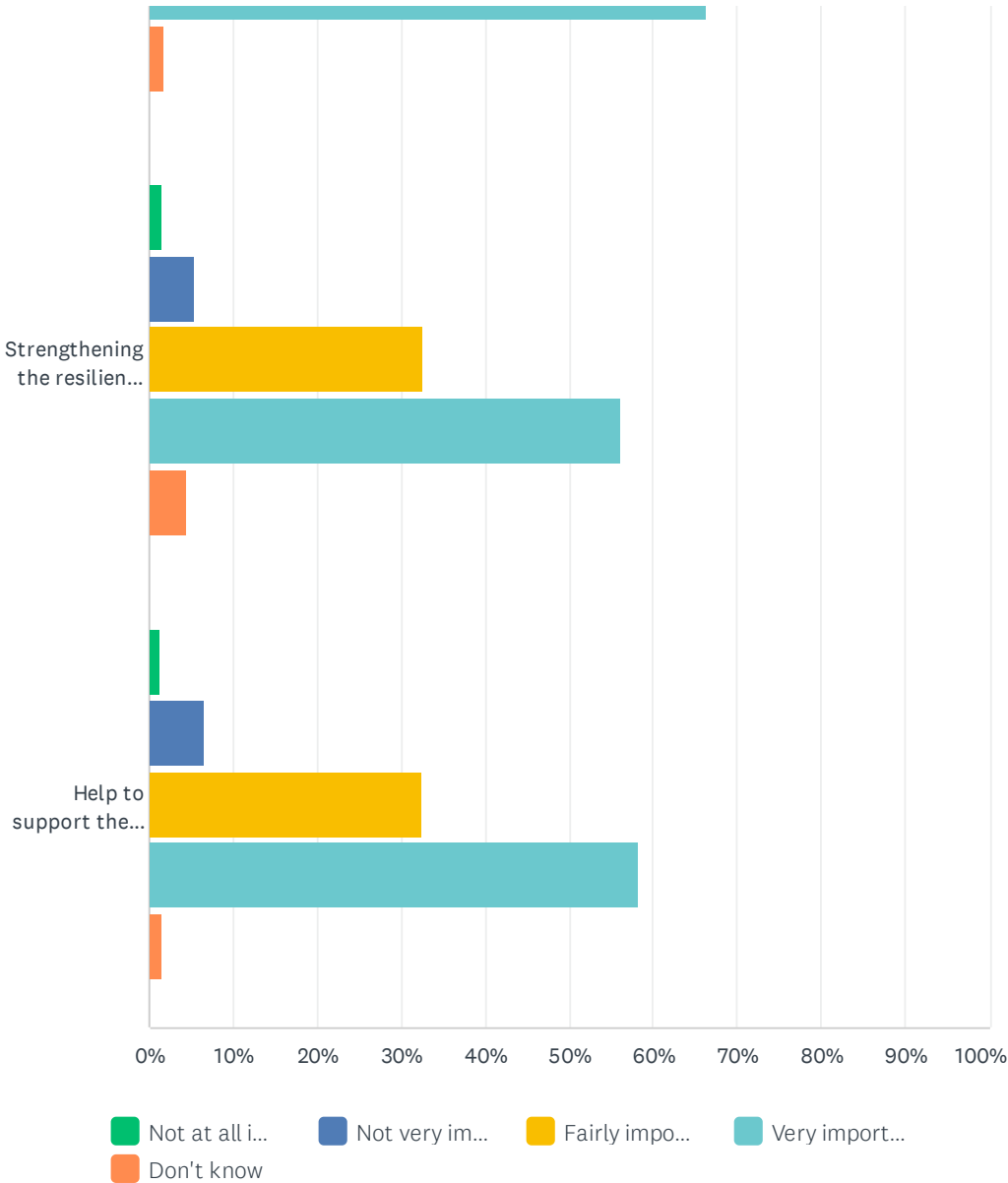


	NOT AT ALL IMPORTANT	NOT VERY IMPORTANT	FAIRLY IMPORTANT	VERY IMPORTANT	DON'T KNOW	TOTAL	WEIGHTED AVERAGE
Supporting young people and families at risk of becoming involved in violence	1.27% 27	3.67% 78	24.09% 512	69.88% 1,485	1.08% 23	2,125	4.61
Reducing drug activity	1.88% 40	3.76% 80	18.40% 391	75.39% 1,602	0.56% 12	2,125	4.63
Reducing antisocial behaviour	0.80% 17	1.79% 38	17.68% 376	79.27% 1,686	0.47% 10	2,127	4.74
Making our roads safer	1.37% 29	6.97% 147	31.66% 668	59.10% 1,247	0.90% 19	2,110	4.43
Increasing visibility of police officers in your local area	2.82% 60	9.53% 203	23.06% 491	63.74% 1,357	0.85% 18	2,129	4.38
Championing diversity to make Devon and Cornwall Police more reflective of the communities it serves	12.02% 256	18.32% 390	36.31% 773	31.09% 662	2.25% 48	2,129	3.63
Reducing business crime	2.36% 50	13.83% 293	46.63% 988	34.78% 737	2.41% 51	2,119	4.05
Continuing to innovate to tackle crime in partnership with other agencies	2.08% 44	6.84% 145	35.14% 745	52.31% 1,109	3.63% 77	2,120	4.40

Q7 How important to you are the following approaches?

Answered: 2,088 Skipped: 124



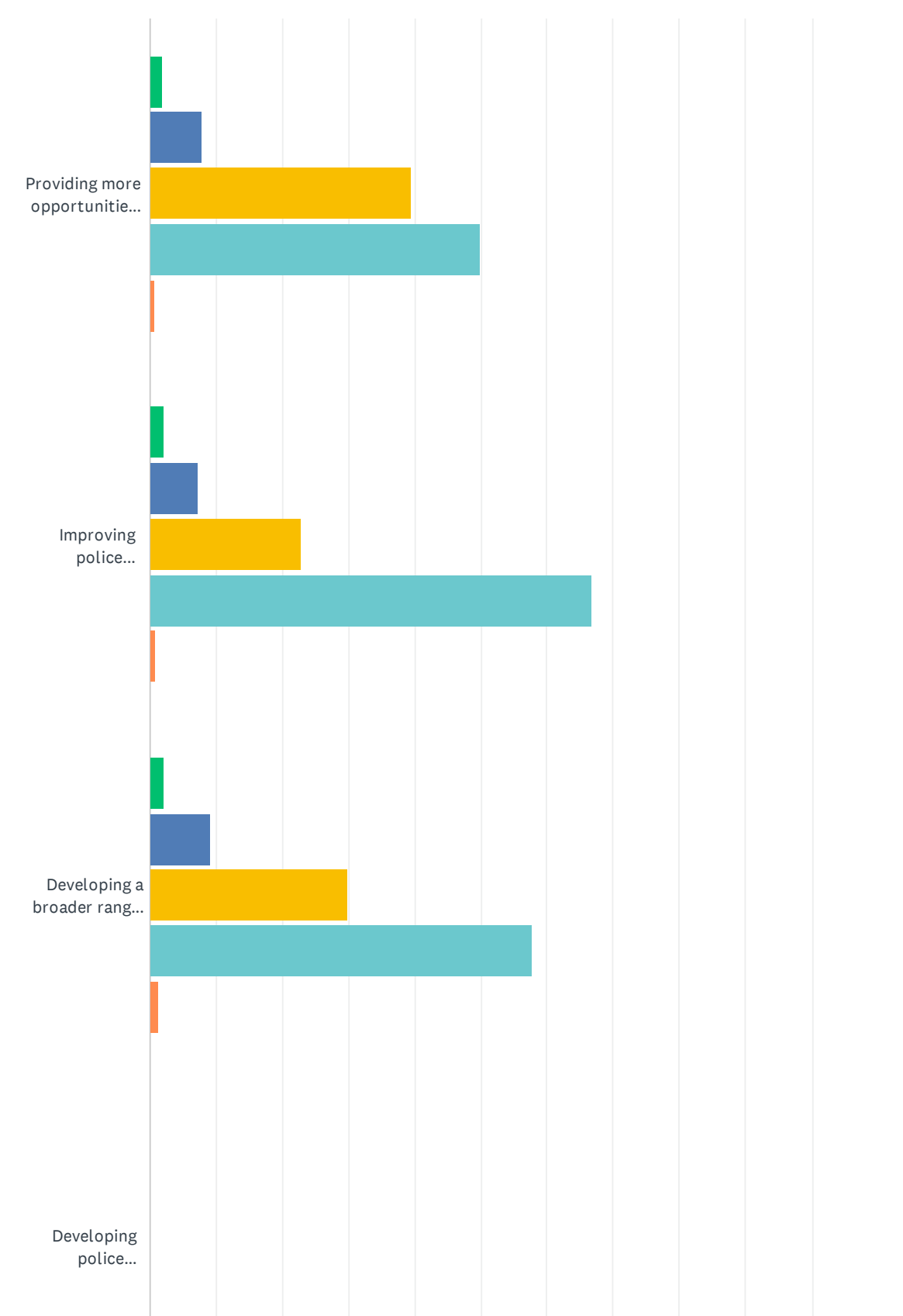


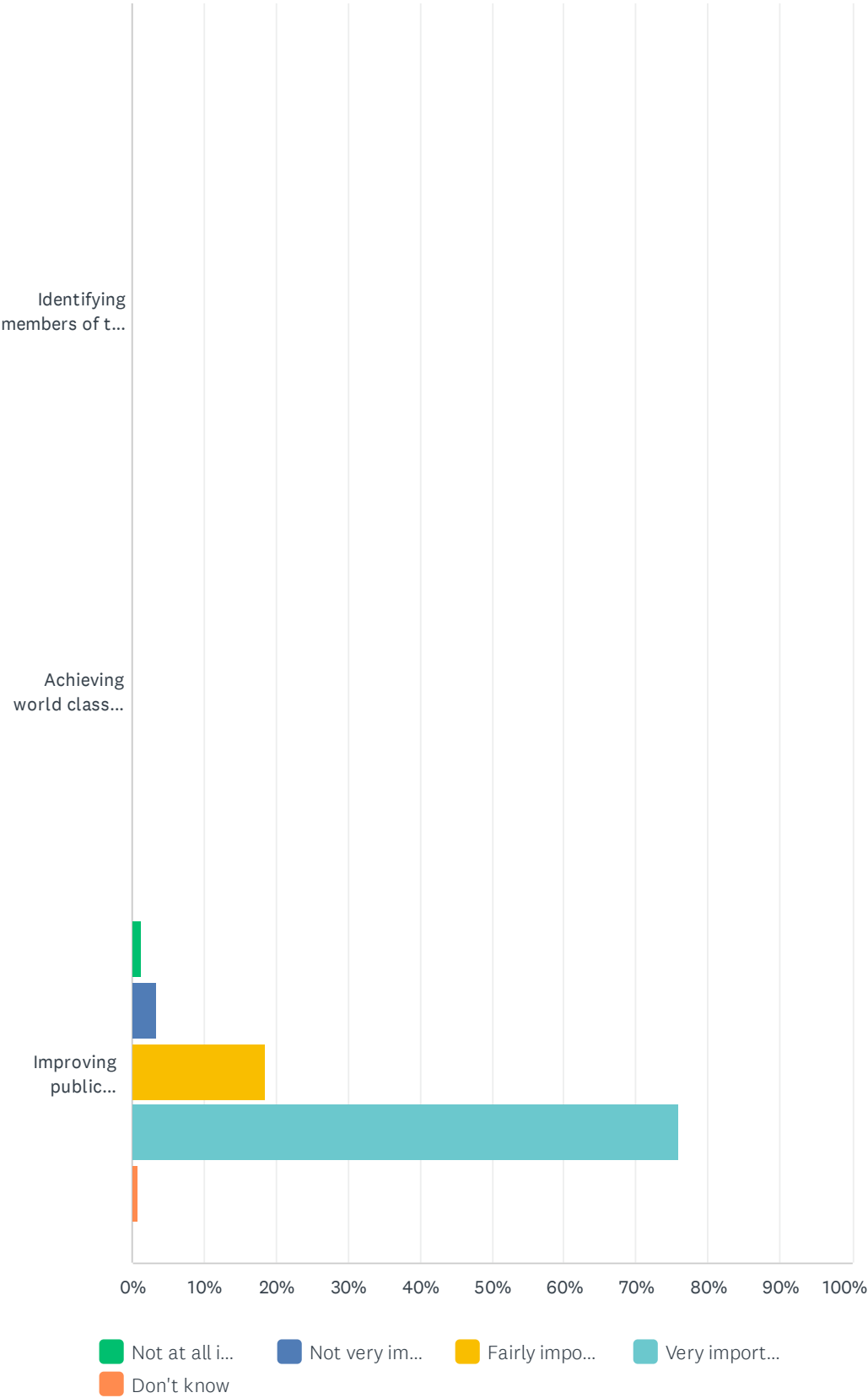
Help shape the 2021-25 Police and Crime Plan for Devon, Cornwall and the Isles of Scilly

	NOT AT ALL IMPORTANT	NOT VERY IMPORTANT	FAIRLY IMPORTANT	VERY IMPORTANT	DON'T KNOW	TOTAL	WEIGHTED AVERAGE
Reducing the opportunity for people to reoffend	1.15% 24	2.78% 58	29.50% 615	65.32% 1,362	1.25% 26	2,085	3.63
Preventing young people becoming victims of crime	0.48% 10	2.64% 55	23.87% 497	72.67% 1,513	0.34% 7	2,082	3.70
Increasing community participation in policing	3.22% 67	10.48% 218	41.15% 856	42.69% 888	2.45% 51	2,080	3.31
Influencing the Government on key issues affecting Devon and Cornwall	1.73% 36	5.33% 111	25.02% 521	66.28% 1,380	1.63% 34	2,082	3.61
Strengthening the resilience of policing and criminal justice services through collaboration and cooperation	1.49% 31	5.28% 110	32.66% 680	56.05% 1,167	4.51% 94	2,082	3.57
Help to support the rural economy and way of life through greater crime prevention	1.20% 25	6.63% 138	32.45% 676	58.28% 1,214	1.44% 30	2,083	3.52

Q8 How important to you are the following approaches?

Answered: 2,047 Skipped: 165



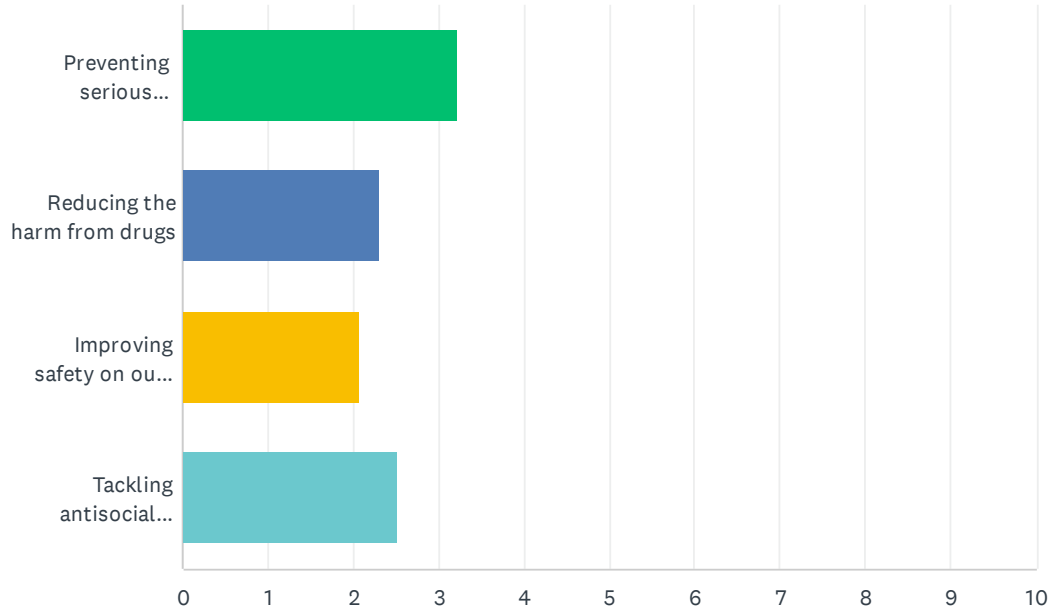


Help shape the 2021-25 Police and Crime Plan for Devon, Cornwall and the Isles of Scilly

	NOT AT ALL IMPORTANT	NOT VERY IMPORTANT	FAIRLY IMPORTANT	VERY IMPORTANT	DON'T KNOW	TOTAL	WEIGHTED AVERAGE
Providing more opportunities for the public to share what is important about their safety in their communities	1.96% 40	7.99% 163	39.36% 803	49.95% 1,019	0.74% 15	2,040	3.40
Improving police visibility in communities	2.21% 45	7.30% 149	22.89% 467	66.72% 1,361	0.88% 18	2,040	3.57
Developing a broader range of services to make contacting the police easier	2.15% 44	9.11% 186	29.77% 608	57.69% 1,178	1.27% 26	2,042	3.47
Developing police officers' understanding of the impact of their actions on a community	0.00% 0	0.00% 0	0.00% 0	0.00% 0	0.00% 0	0	0.00
Identifying members of the community who need extra support from the police	0.00% 0	0.00% 0	0.00% 0	0.00% 0	0.00% 0	0	0.00
Achieving world class policing standards to improve public confidence	0.00% 0	0.00% 0	0.00% 0	0.00% 0	0.00% 0	0	0.00
Improving public confidence in the police	1.18% 24	3.34% 68	18.62% 379	75.97% 1,546	0.88% 18	2,035	3.72

Q9 Please rank the following priorities in terms of their importance to you (with 1 being most important).

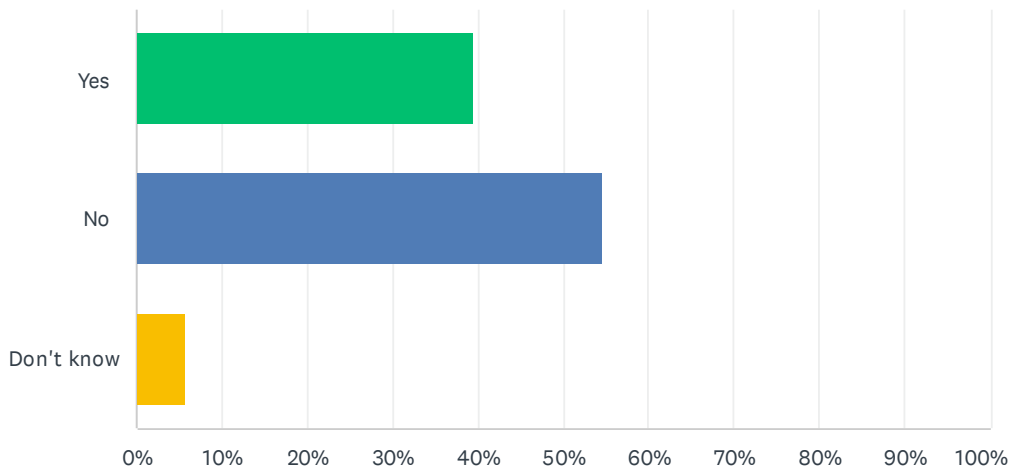
Answered: 2,027 Skipped: 185



	1	2	3	4	TOTAL	SCORE
Preventing serious violence	54.48% 1,003	21.29% 392	14.83% 273	9.40% 173	1,841	3.21
Reducing the harm from drugs	13.73% 257	30.34% 568	29.59% 554	26.34% 493	1,872	2.31
Improving safety on our roads	14.75% 280	17.97% 341	25.71% 488	41.57% 789	1,898	2.06
Tackling antisocial behaviour	21.41% 425	29.87% 593	27.91% 554	20.81% 413	1,985	2.52

Q10 Are you aware that services for victims of crime in Devon, Cornwall and the Isles of Scilly are available 24 hours a day, seven days a week via the Victim Care Unit even if a crime has not been reported to police?

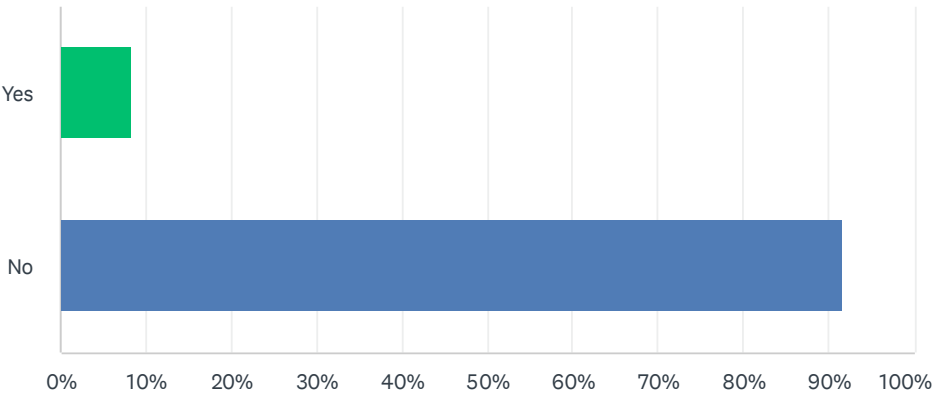
Answered: 1,793 Skipped: 419



ANSWER CHOICES	RESPONSES	
Yes	39.54%	709
No	54.60%	979
Don't know	5.86%	105
TOTAL		1,793

Q11 Are you a police officer, a member of police staff or a police volunteer?

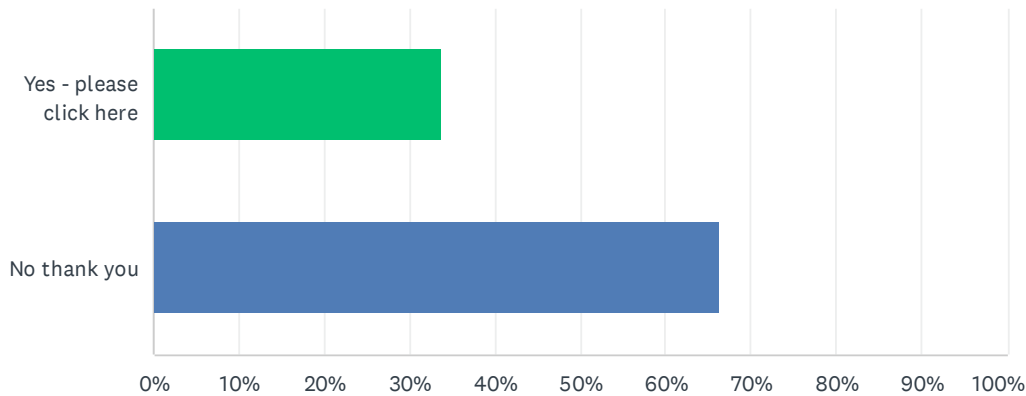
Answered: 1,787 Skipped: 425



ANSWER CHOICES	RESPONSES	
Yes	8.39%	150
No	91.61%	1,637
TOTAL		1,787

Q12 To keep informed about crime and policing initiatives in your area by email would you like to sign up to a free Neighbourhood Alert email?

Answered: 1,750 Skipped: 462



ANSWER CHOICES	RESPONSES	
Yes - please click here	33.77%	591
No thank you	66.23%	1,159
TOTAL		1,750